

WELCOME

South East Irrigator Scheme Stage Two and Three Meeting - Temporary Restrictions

3 December 2019



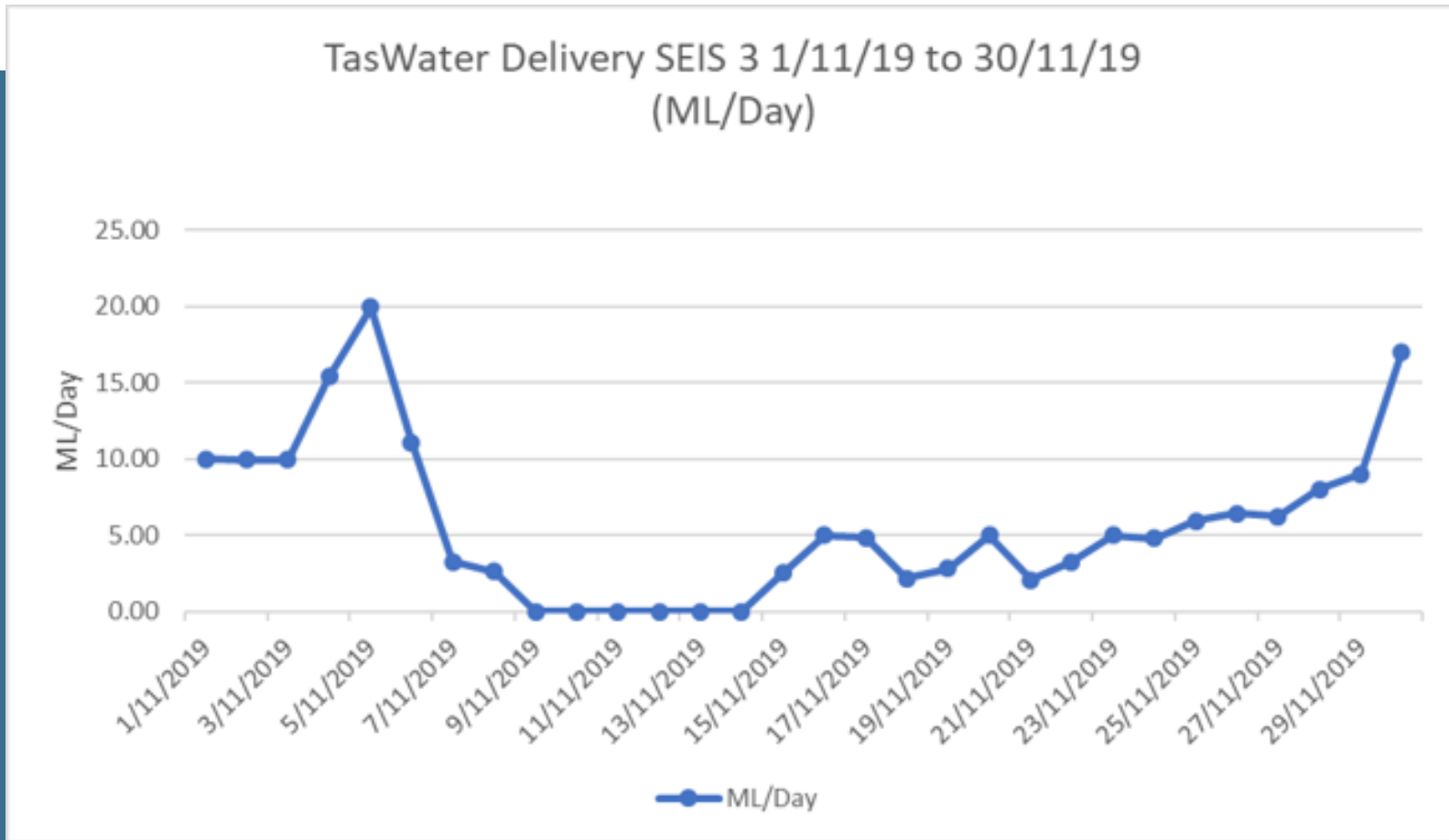
CURRENT STATUS

Dam	Volume (ML) % FS	Demand (ML/day)	Inflows (ML/day)
Craigbourne (SEIS 1)	5,568 (44%)	10	0 Natural
Daisy Banks (SEIS 2)	132.8 (71.7%)	6	8 (TW) 5 (Richmond)
Rekuna (SEIS 3)	95.6 (49%)	9	12 - 15 (TW)

As at 3 December 2019 at 8am



TASWATER SUPPLY SEIS 3

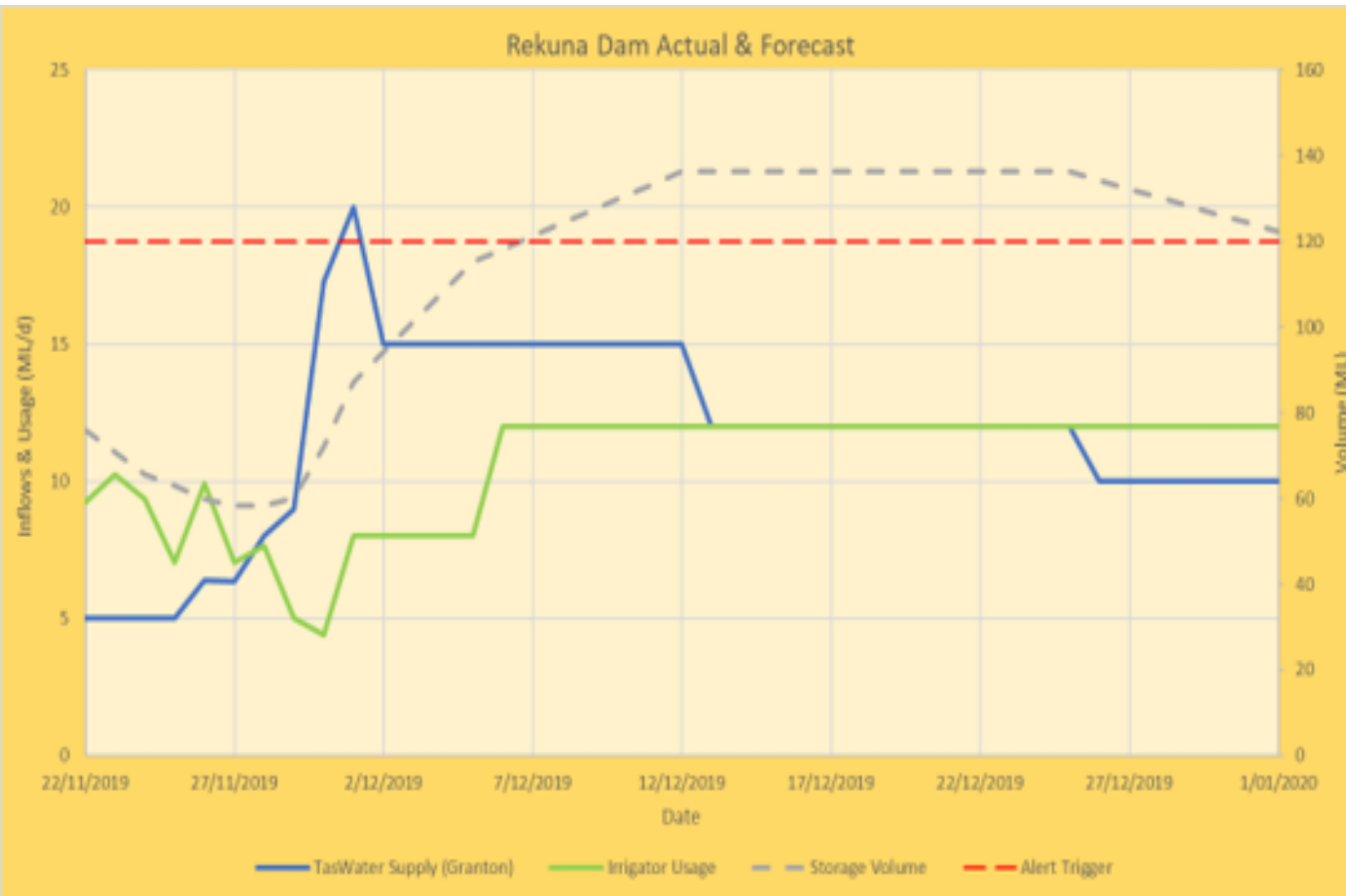


MODELLING

- Tasmanian Irrigation closely monitors dam levels, inflows, rainfall, irrigator usage trends and as part of its modelling
- The graphs on the following pages are indicative only and are subject to change as :
 - TasWater varies the amount of water made available to the schemes on a daily basis, depending on the surplus water they have in their system;
 - Irrigator usage varies daily depending on the season, rainfall, management regimes and
 - Dam levels are impacted daily on a range of factors, including evaporation, inflows and usage;
 - Tasmanian Irrigation's focus is to best balance the available water resource to provide much-needed surety to our irrigators



SEIS 3 CURRENT & FORECAST – SCENARIO 1

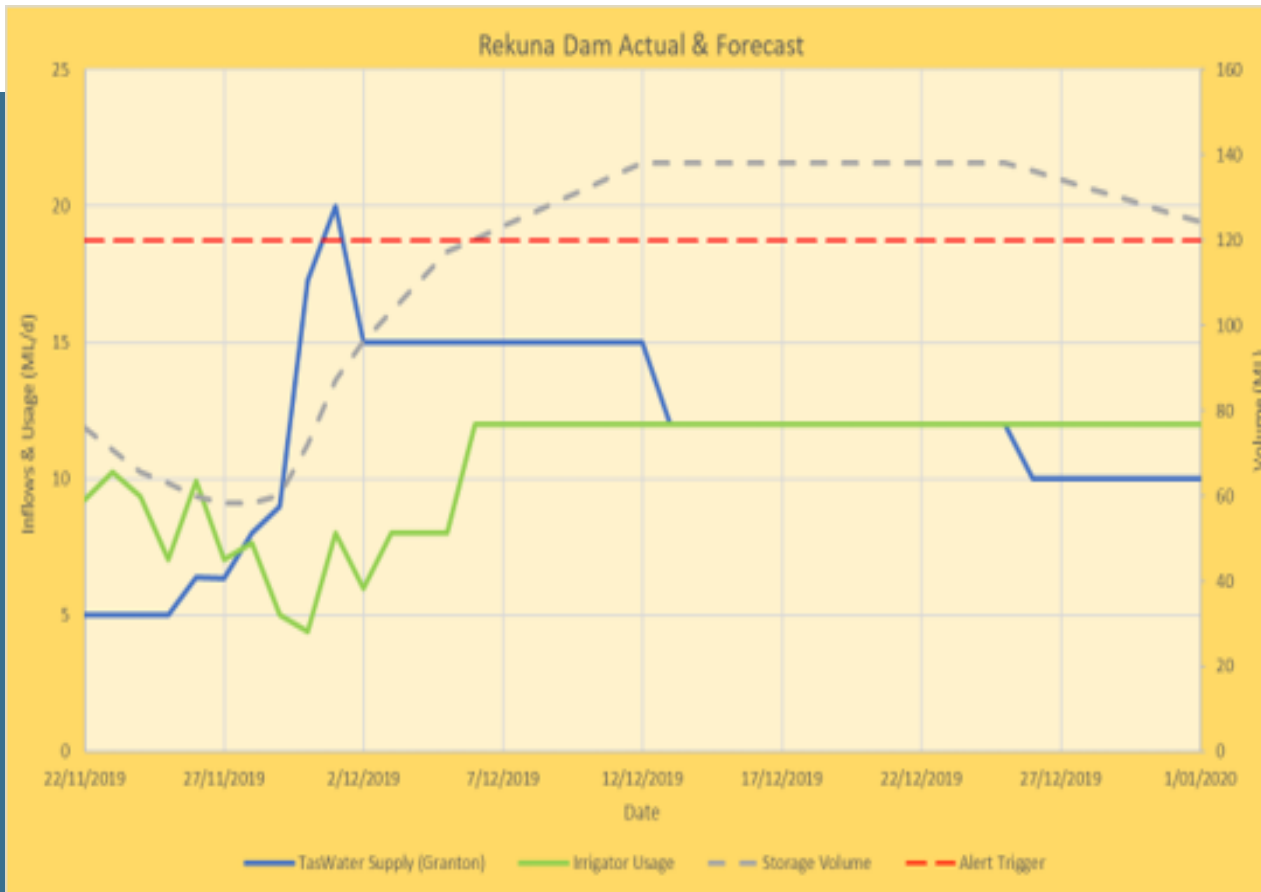


Restrictions removed
 Rekuna >120ML
 Irrigator usage 12ML/day
 TasWater Average Supply:
 15ML/day to mid Dec
 12ML/day to late Dec
 10ML/day thereafter

Note: Indicative only



SEIS 3 CURRENT & FORECAST – SCENARIO 2




Restrictions:
 Eased Rekuna >95ML <120ML
 Removed Rekuna >120ML
 Irrigator usage:
 8ML/day Easing
 12ML/day Removed
 TasWater Average Supply:
 15ML/day to mid Dec
 12ML/day to late Dec
 10ML/day thereafter

Note: Indicative only



SEIS 2 CURRENT & FORECAST – SCENARIO 1



Restrictions removed
Daisy Banks >110ML
Irrigator usage 15ML/day
for 2 days then
restrictions apply
TasWater Average Supply:
7.5ML/day to mid Dec
6.5ML/day thereafter
No inflows from
Richmond PS

Note: Indicative only



SEIS 2 CURRENT & FORECAST – SCENARIO 2



Restrictions:
 Eased Daisy Banks >110ML
 Irrigator usage:
 9ML/day to late Dec
 7ML/day to start Jan (restrictions)
 TasWater Average Supply:
 7.5ML/day to mid Dec
 6.5ML/day thereafter
 Inflows Richmond PS
 10ML/week

Note: Indicative only





Thank you for your cooperation, support and partnering with us as we progress the best possible outcomes for South East irrigators based on the current and future available irrigation water.

We welcome your feedback, ideas and innovations....

Please contact Tasmanian Irrigation at any time if you require further information.

P: (03) 6398-8433

www.tasirrigation.com.au

Always check the information

The information published by Tasmanian Irrigation is considered to be true and accurate at the time of publication. Whilst all due skill and care has been taken in collecting, validating and providing information, Tasmanian Irrigation shall not be liable in any way for loss of any kind including damages, costs, interest, loss of profits or special loss or damage, arising from any error, inaccuracy, incompleteness or other defect in this information.